

USE AND MAINTENANCE


Use on level surfaces only

Because this product needs assembly, it is prone to working itself loose from time to time depending on the use. Please take the time to check that all connections are still tight and working properly

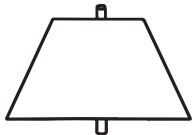
Only clean using a damp cloth and mild detergent, do not use bleach or abrasive cleaners.

4.5ft Traditional Artificial Pine Fir Christmas Tree With Lights

PART LIST



1 - Stand x 1



2 - The Bottom Section Of The Tree x1



3 - The Top Section Of The Tree x1



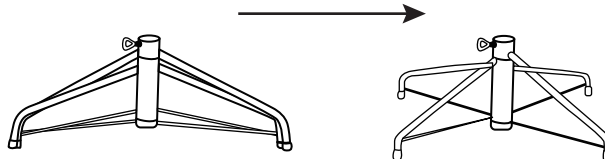
4 - Branch x 1



5 - Leaf x1

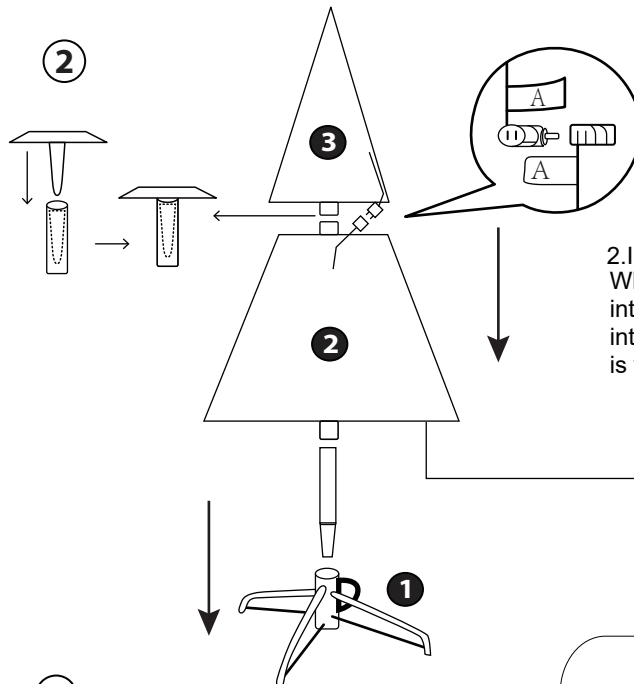
Assembly Instructions

①



1.Pull apart the legs of the stand so that they are x-shaped.

②



2.Insert 3 into 2 into 1.
When inserting the bottom section of the tree into the assembled stand,thread the eyebolts into the stand and tighten till the pole is firmly secured.

③



3.Spread out each branches like 4.
Spread out each tips like 5.



Congratulations! Setup of your new Naomi Home 4.5ft Traditional Artificial Pine Fir Christmas Tree With Lights is Complete!

If you need help or have damaged or missing parts, contact customer service at www.NaomiHome.com Made in China

2023 Naomi Home, Inc. - All Rights Reserved.